

Request Written Appeal and Ex-Parte Hearing by Individual

1 Request Written Appeal

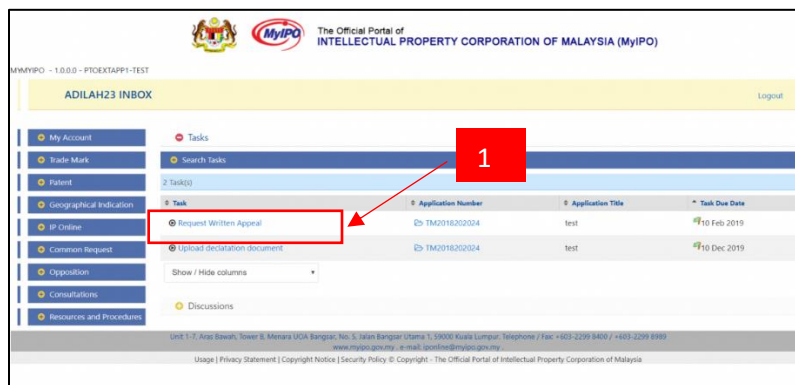
If your application is being refused at TM Search and Examination phase, you can request Written Appeal.

For the Individual user, identity optional by default for:

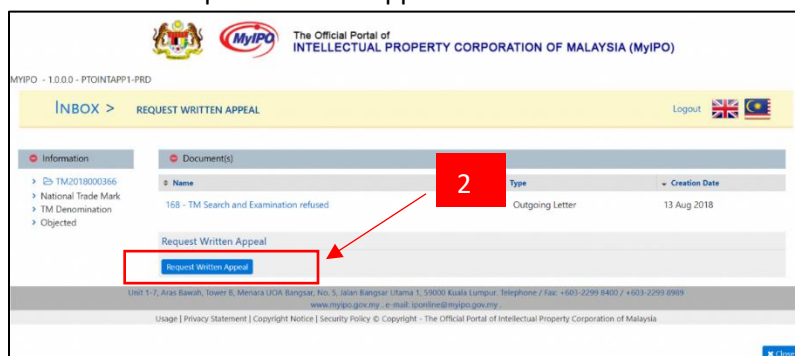
- a. In my own right
- b. As a legal representative

For the Agent user, identity optional by default for:

- a. In my own right
- b. As an agent
- c. As a legal representative



1. Click on “Request Written Appeal” link



2. Click on “Request Written Appeal” button

The screenshot shows the 'REQUEST WRITTEN APPEAL' page. A table with the following data is visible:

Case	Application No.	Registration Number	Denomination	Picture	Expiry Date	Application Status	Owner	Agent/Local Representative	Legal Representative	Nice Classes	Journal Number
	TM201820024		test			Objected	adiah			4	

The 'Owner' field contains the name 'adiah' and is highlighted with a red box labeled '3'.

3. Complete the information and click “Submit”

1.1 Respond to Written Appeal Requirements Report

You have a task to respond if the MyIPO officer request to raise requirements on your application.

The screenshot shows the 'SITISARAH INBOX' page. A table lists tasks with the following data:

Task	Application Number	Application Title	Task Due Date
Respond to Written Appeal Requirement Report	TM2018000366/2	Permintaan Cap Dagangan TM2018000366	15 Oct 2018

The 'Respond to Written Appeal Requirement Report' link is highlighted with a red box labeled '4'.

4. Click on “Respond to Written Appeal Requirement Report” link

The screenshot shows the 'RESPOND TO WRITTEN APPEAL REQUIREMENT REPORT' page. A table lists documents with the following data:

Name	Type	Creation Date
170 - TM Written appeal raised requirement	Outgoing Letter	13 Aug 2018

An 'Add' button is visible below the table, highlighted with a red box labeled '5'.

5. Click on “Add” button to upload response documents

2 Request Ex-Parte Hearing

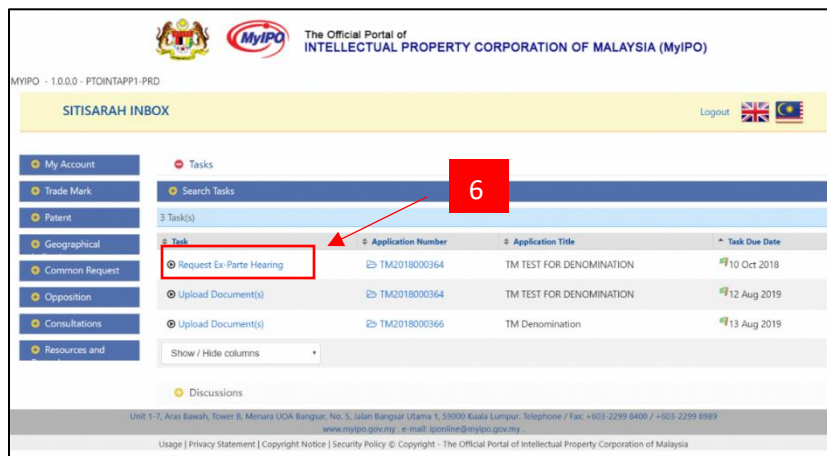
If your written appeal application is maintained object, you can request Ex-Parte Hearing

For the Individual user, identity optional for:

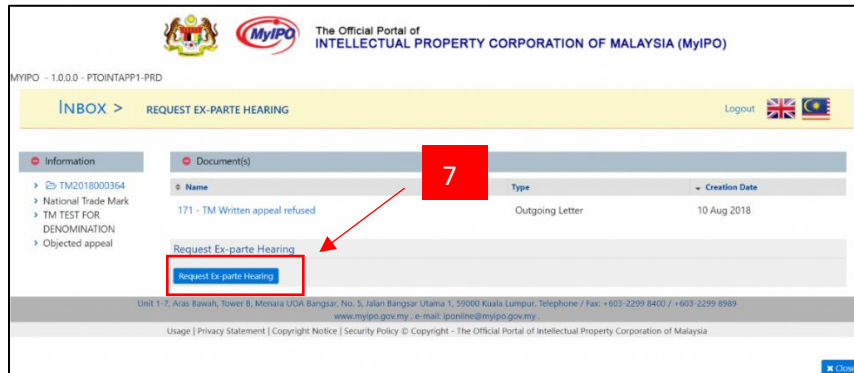
- c. In my own right
- d. As a legal representative

For the Agent user, identity optional for:

- d. In my own right
- e. As an agent
- f. As a legal representative



6. Click on “Request Ex-Parte Hearing” link



7. Click on “Request Ex-Parte Hearing” button

The screenshot shows the 'REQUEST EX-PARTE HEARING' form in the MyIPO portal. A red box with the number '8' highlights the 'I am acting' section, which includes radio buttons for 'In my own right' and 'As a legal Representative'.

Case	Application No.	Registration Number	Denomination	Picture	Expiry Date	Application Status	Owner	Agent/Local Representative	Legal Representative	Nice Classes	Journal Number
	TM2018202024		test			Objected appeal	adilah			4	

8. Complete the information and click "Submit"

2.1 Respond to Ex-Parte Hearing Requirement

Applicant need to respond to raise requirements reports when the MyIPO officer request requirements from the application submitted. Please refer to item 1.1

2.2 Request Grounds of Ex-Parte Hearing Decision

The screenshot shows the 'SITISARAH INBOX' page in the MyIPO portal. A red box with the number '9' highlights the 'Request Grounds Of Ex Parte Hearing Decision' task in the task list.

Task	Application Number	Application Title	Task Due Date
Request Grounds Of Ex Parte Hearing Decision	TM2018000388	Denomination 02	21 Sep 2018
Request Ex-Parte Hearing	TM2018000366	TM Denomination	13 Oct 2018
Request Ex-Parte Hearing	TM2018000388	Denomination 02	21 Oct 2018
Upload Document(s)	TM2018000364	TM TEST FOR DENOMINATION	12 Aug 2019
Upload Document(s)	TM2018000366	TM Denomination	13 Aug 2019

9. When the ex-parte hearing application refused, applicant will have a new task which is Request Ground of Ex-Parte Hearing. Click on link "Request Grounds of Ex Parte Hearing Decision".

The screenshot shows the MyIPO portal interface. At the top, it says 'The Official Portal of INTELLECTUAL PROPERTY CORPORATION OF MALAYSIA (MyIPO)'. Below that, there's a navigation bar with 'INBOX >' and 'REQUEST GROUNDS OF EX PARTE HEARING DECISION'. A 'Logout' button is visible. The main content area has a left sidebar with 'Information' and a list of items: 'TM2018000388', 'National Trade Mark', 'Denomination 02', and 'Refused'. The main area shows a table with columns 'Name', 'Type', and 'Creation Date'. One row is visible: '174 - Ex-Parte Hearing refused', 'Outgoing L...', '21 Aug 2018'. Below the table, there's a section titled 'Request Grounds Of Ex Parte Hearing Decision' with a blue button labeled 'Request Grounds Of Ex Parte Hearing Decision'. A red box highlights this button, and a red arrow points to it from a red box containing the number '10'. At the bottom, there's a footer with contact information and a 'Close' button.

10. Click on button “Request Grounds of Ex Parte Hearing Decision”

The screenshot shows the MyIPO portal interface for 'REQUEST TM GROUNDS OF EX-PARTE HEARING DECISION'. It features a 'Reference' field with a placeholder 'Please begin the reference'. Below that is a table with columns: 'Application Number', 'Application Type', 'Application Title', 'Picture', 'Submission Date', 'Application Status', and 'Owner'. One row is visible: 'TM2018202286/3', 'GR - TM Ex-parte Hearing', 'Request on Trade Mark TM2018202286', a picture icon, '04 Oct 2018', 'Refused', and 'nur anis azizan'. Below the table is an 'Identity' section with a text area and a 'Submit' button. A red box highlights the 'Submit' button, and a red arrow points to it from a red box containing the number '11'. At the bottom, there's a 'Payment' section.

11. Complete the information and click “Submit”.